

**MR706/MR706D - Machine Mounted Receiver  
For Red Beam Rotating Lasers**



**MR706**



**MR706D**

# Instruction Manual



**NOTE: MR706D comes with both the receiver and cab repeater display unit.  
MR706 comes with receiver only.**

**[www.redbacklasers.com.au](http://www.redbacklasers.com.au)**

# Contents

Introduction & MR706(D) <sup>TM</sup> Accessories	2
Diagram	3
Operating Instructions	4
Technical Specifications	6
Care, Maintenance and Warranty	7

## Introduction

**Congratulations** on purchasing the MR706(D)<sup>TM</sup> Magnetically Machine Mounted Receiver. An indispensable accessory designed for use with red beam rotating laser units.

This receiver detects the position of the laser signals transmitted by the rotating laser unit providing quick and precise horizontal and vertical references.

The MR706(D)<sup>TM</sup> features 360° 250mm window reception, strong magnetic mounting, ultra bright LED display, a range of 200m and last received height memory.

Installing the cab remote display (that comes with the MR706D<sup>TM</sup>) inside the cabin enables you to conveniently view the indicating arrows. You can also make it possible to locate the receiver higher than the cab to prevent laser beam blocking and to ensure the 360° reception.

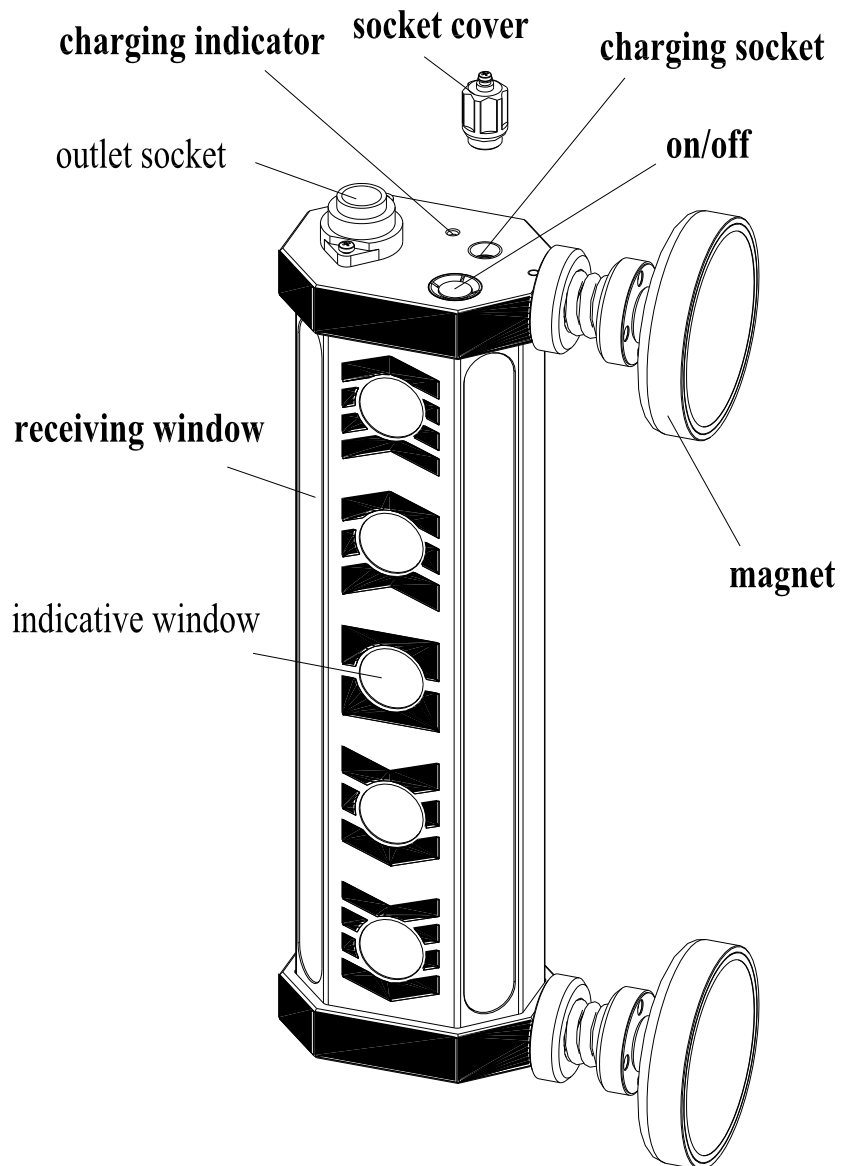
The MR706D<sup>TM</sup> can be used with a variety of red beam rotating lasers

## **MR706(D)<sup>TM</sup> Accessories**

- MR706(D)<sup>TM</sup> Receiver
- Protective Case
- Battery Charger
- 12V/24V Cable Charger
- Instruction Manual
- Cab Remote Display (only included with MR706D<sup>TM</sup>)
- Cab Remote Display Cable (only included with MR706D<sup>TM</sup>)



# Diagram



# Operating Instructions

## Battery Charging

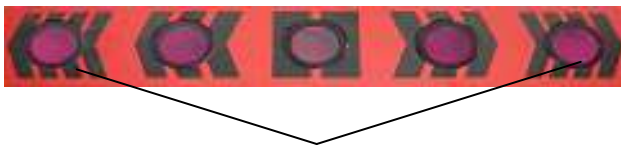
There are 2 options to charge the MR706(D)<sup>TM</sup>

- Charge the MR706(D)<sup>TM</sup> rechargeable battery by the special 220 V charger. The charging time is 16 hours. Red light indicates charging. Green light indicates full battery.
- Alternatively, connect the MR706(D)<sup>TM</sup> to the 12V or 24V car storage battery with the cable provided. Unit automatically detects 12V or 24V

## Operation


The receiver default start up is in coarse mode.

- Short press the Power Button to turn on receiver. Each LED will flash which means the receiver can now be used for detection.



The two outside LEDs will blink three times simultaneously - the instrument is in coarse-detecting mode








- Short press of the Power Button once will switch receiver to fine- detecting mode.



The two inside LEDs will blink three times simultaneously - the instrument is in fine-detecting mode.

- Long press (more than 1 second) of the Power Button (LED will blink in turn from the center outwards) and receiver will turn off.

While detecting, the LEDs show as following:

All LEDs off	The first red upward LED blinking quickly	The second red upward LED blinking quickly	The green LED blinking quickly	The second downward red LED blinking quickly	The first downward red LED blinking quickly	The LED blinking slowly
 <p data-bbox="244 1115 384 1301">No laser line detected</p>	 <p data-bbox="403 1115 507 1267">The laser line is up</p>	 <p data-bbox="563 1115 667 1267">The laser line is up</p>	 <p data-bbox="722 1115 863 1379">The laser line is on target within the zone</p>	 <p data-bbox="898 1115 1054 1227">The laser line is down</p>	 <p data-bbox="1090 1115 1246 1227">The laser line is down</p>	 <p data-bbox="1297 1115 1485 1525">The receiving position has been memorized and displayed is kept (after removing the laser line)</p>

**Note :**  
When at low voltage, the MR706(D)<sup>TM</sup> will power off automatically.

# Technical specifications

Receiving distance:	200m
Receiving range:	2500mm in window
Receiving angle:	360°full
Built-in power:	7.2V, 3500mAH Ni-MH battery-pack
Battery life:	up to 40 hours (built-in battery-pack)
Operating voltage:	12V or 24V
Charging time	16 hours
Water/Dust Resistance	IP66
Dimension	376x80x149mm
Weight	3.1 kg
Working environment operating temperature:	-20°C~+50°C
Accuracy: Fine:	±3mm to ±12mm (depending on different beam diameter)
Accuracy: Coarse:	±5mm to ±25mm (depending on different beam diameter)

# **Care and Maintenance**

Redback Lasers recommends that the MR706(D)<sup>™</sup> is always stored in its protective case.

Keep the instrument clean, remove dust by gently wiping with a soft clean cloth.

Remove batteries from laser when not in use for an extended period of time.

The MR706(D)<sup>™</sup> is a precision measuring device and will provide many years of accurate reception providing it is not subjected to excessive forces such as dropping or shaking.

The MR706(D)<sup>™</sup> should not be immersed in water or left outdoors in extreme weather conditions.

# **Warranty – 2 Years**

This warranty does not cover damage or defects caused by or resulting from misuse, accidental damage, unauthorized repair, abnormal use.

For further warranty information please visit  
[www.redbacklasers.com.au](http://www.redbacklasers.com.au)